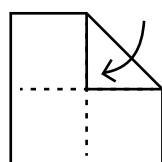
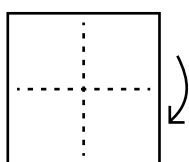
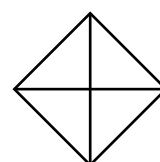
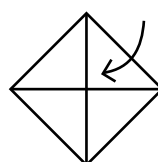


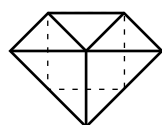
Pliez le carré en 4



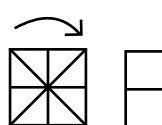
Rabattez les 4 coins au centre



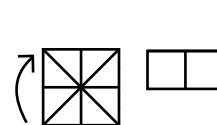
Retournez votre feuille



Rabattez à nouveau les 4 coins au centre



Pliez en 2 pour marquer le pli et revenir à la position initiale



Recommencez pour marquer le pli dans l'autre sens